

NEWCREST

FY18 Half Year Results

Sandeep Biswas / Gerard Bond

Managing Director and Chief Executive Officer / Finance Director and Chief Financial Officer



Disclaimer

Forward Looking Statements

This presentation includes forward looking statements. Forward looking statements can generally be identified by the use of words such as “may”, “will”, “expect”, “intend”, “plan”, “estimate”, “anticipate”, “continue”, “outlook” and “guidance”, or other similar words and may include, without limitation, statements regarding plans, strategies and objectives of management, anticipated production or construction commencement dates and expected costs or production outputs. The Company continues to distinguish between outlook and guidance. Guidance statements relate to the current financial year. Outlook statements relate to years subsequent to the current financial year.

Forward looking statements inherently involve known and unknown risks, uncertainties and other factors that may cause the Company’s actual results, performance and achievements to differ materially from statements in this presentation. Relevant factors may include, but are not limited to, changes in commodity prices, foreign exchange fluctuations and general economic conditions, increased costs and demand for production inputs, the speculative nature of exploration and project development, including the risks of obtaining necessary licences and permits and diminishing quantities or grades of reserves, political and social risks, changes to the regulatory framework within which the Company operates or may in the future operate, environmental conditions including extreme weather conditions, recruitment and retention of personnel, industrial relations issues and litigation.

Forward looking statements are based on the Company’s good faith assumptions as to the financial, market, regulatory and other relevant environments that will exist and affect the Company’s business and operations in the future. The Company does not give any assurance that the assumptions will prove to be correct. There may be other factors that could cause actual results or events not to be as anticipated, and many events are beyond the reasonable control of the Company. Readers are cautioned not to place undue reliance on forward looking statements. Forward looking statements in these materials speak only at the date of issue. Except as required by applicable laws or regulations, the Company does not undertake any obligation to publicly update or revise any of the forward looking statements or to advise of any change in assumptions on which any such statement is based.

Non-IFRS Financial Information

Newcrest results are reported under International Financial Reporting Standards (IFRS) including EBIT and EBITDA. This presentation also includes non-IFRS information including Underlying profit (profit after tax before significant items attributable to owners of the parent company), All-In Sustaining Cost (determined in accordance with the World Gold Council Guidance Note on Non-GAAP Metrics released June 2013), AISC Margin (realised gold price less AISC per ounce sold (where expressed as USD), or realised gold price less AISC per ounce sold divided by realised gold price (where expressed as a %)), Interest Coverage Ratio (EBITDA/Interest payable for the relevant period), Free cash flow (cash flow from operating activities less cash flow related to investing activities), EBITDA margin (EBITDA expressed as a percentage of revenue) and EBIT margin (EBIT expressed as a percentage of revenue). These measures are used internally by Management to assess the performance of the business and make decisions on the allocation of resources and are included in this presentation to provide greater understanding of the underlying performance of Newcrest’s operations. The non-IFRS information has not been subject to audit or review by Newcrest’s external auditor and should be used in addition to IFRS information.

Reliance on Third Party Information


The views expressed in this presentation contain information that has been derived from sources that have not been independently verified. No representation or warranty is made as to the accuracy, completeness or reliability of the information. This presentation should not be relied upon as a recommendation or forecast by Newcrest.



Newcrest Mining Limited



Safety &
Sustainability



Overview of
HY18

Site Results



Financials

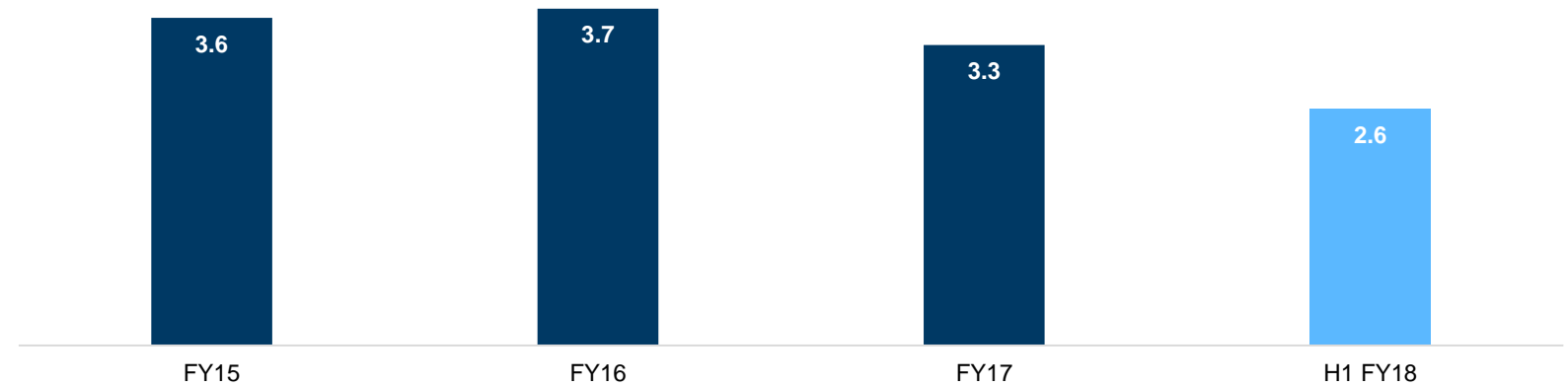
Five Pillars



Summary

Safety

Ongoing reduction in TRIFR



Safety Transformation

Maintaining relentless focus

Next version of NewSafe launched

Supporting the ongoing safety leadership and culture change

Baseline audits completed against updated HSE Management Systems Standard

Action plans developed and being tracked

Zero Fatalities

~2.5 years fatality free

2017 Sustainability Report



Newcrest is committed to:

Good relationships with host communities and other stakeholders

Health and diversity of our people

Minimise our impact on the environment

Central to our pursuit to be the Miner of Choice

Safety & Sustainability



Overview of HY18

Site Results




Financials

Five Pillars




Summary


Half Year Highlights



Gold production of 1.14 million ounces at a Group All-In Sustaining Cost of \$860 per ounce



- Free Cash Flow of \$134 million enabling a 4% reduction in net debt to \$1.4 billion



- Interim dividend of US 7.5 cents per share, fully franked

Safety &
Sustainability



Overview of
HY18

Site Results



Financials

Five Pillars

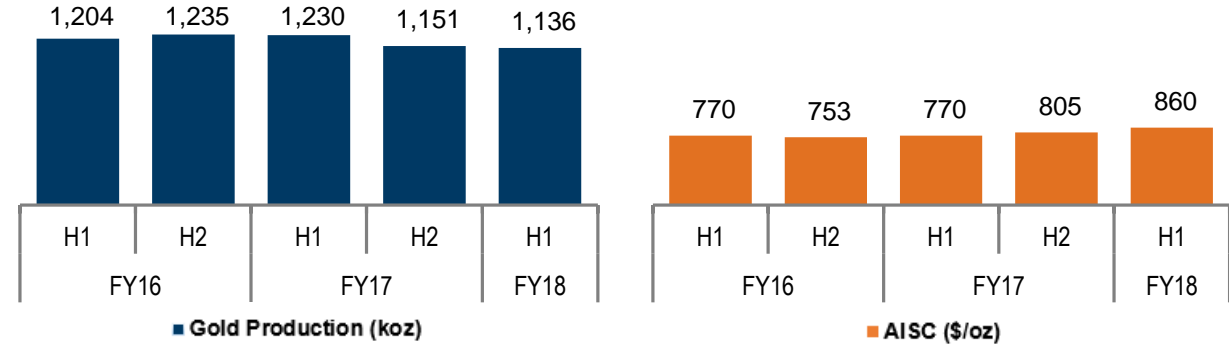


Summary

Half year production by operation

Group

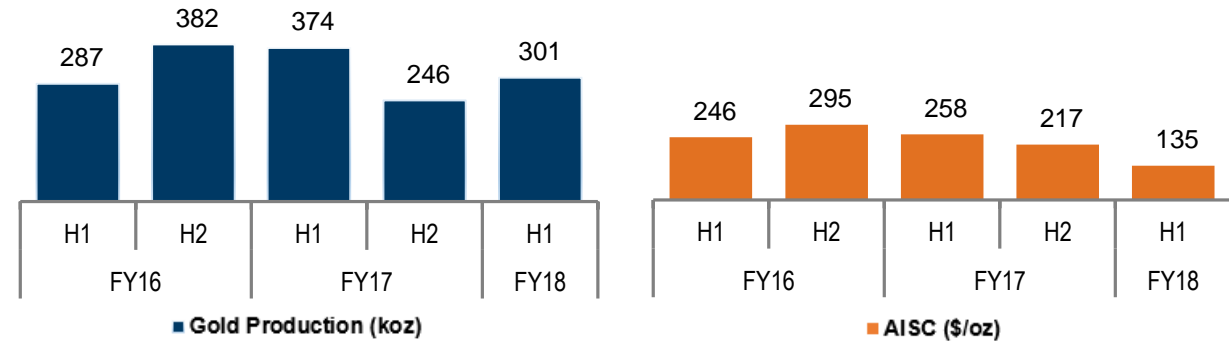
Lower Group production and higher AISC reflects the lower production from Cadia due to the seismic event and AISC also impacted by higher stripping costs at Lihir



Cadia

Remediation work due to effects of the seismic event have been completed

Progressive ore production ramp-up proceeding well

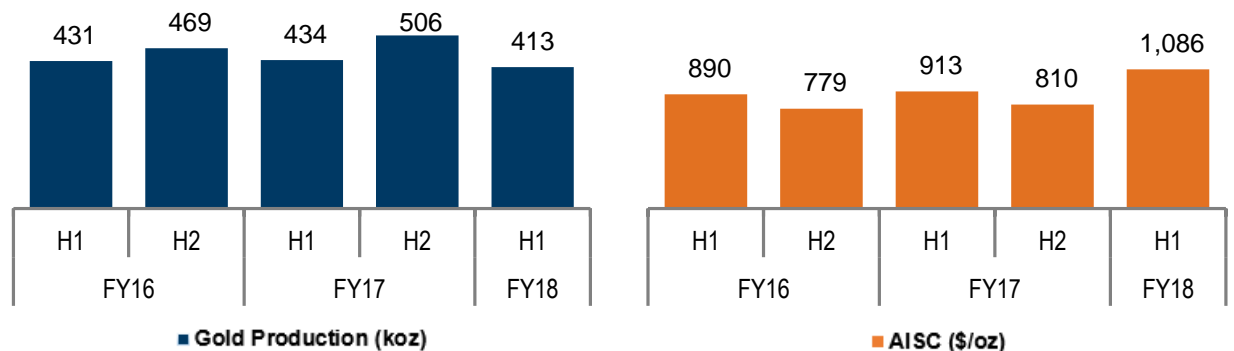


Lihir

Achieved annualised mill throughput rate of 13mtpa, 4% higher than H2 FY17

14mtpa postponed target on track for achievement by early CY18¹

New 15mtpa sustainable milling rate target set¹

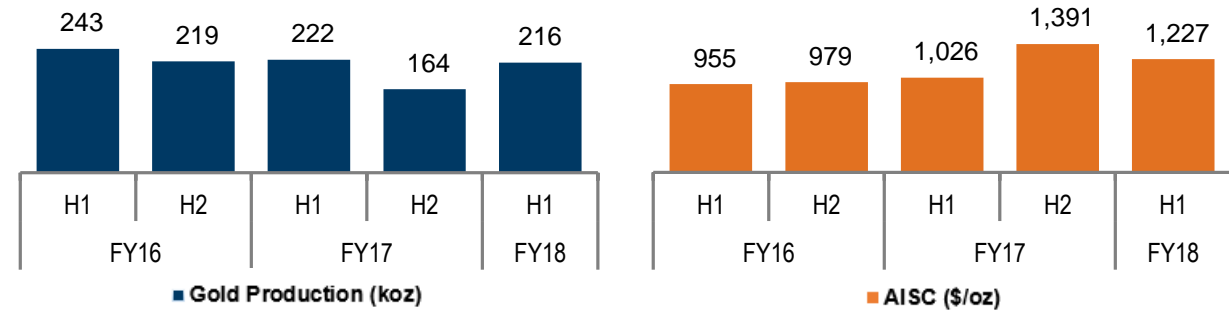


¹ Subject to market and operating conditions and no unforeseen circumstances occurring. This should not be construed as production guidance from the Company now or in the future. Potential production and throughput rates are subject to a range of contingencies which may affect performance

Half year production by operation

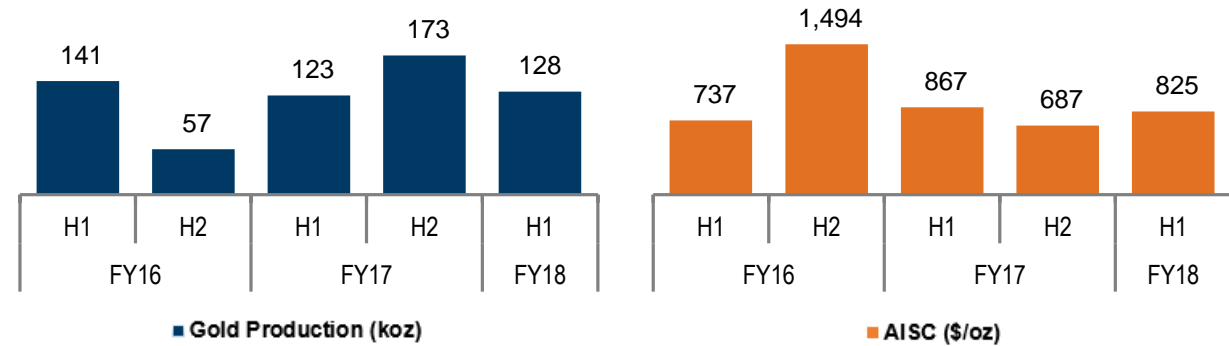
Telfer

Higher milling volumes largely offset lower grade. Increase in production helped lower unit costs



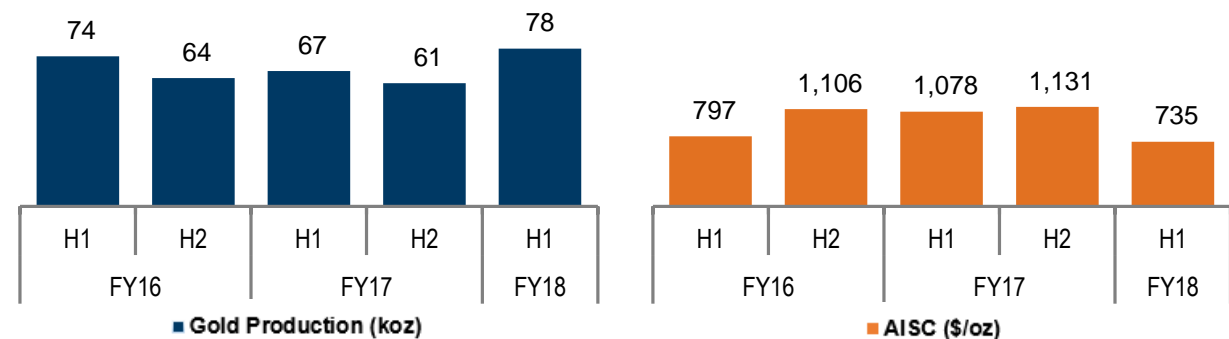
Gosowong

Adversely impacted by lower head grades



Bonikro

Divestment announced in December 2017 with financial benefits after 1 October 2017 accruing to acquirer



¹ Subject to satisfaction of conditions precedent and no material adverse change as described in our market release of 13 December 2017

Safety &
Sustainability



Overview of
HY18

Site Results



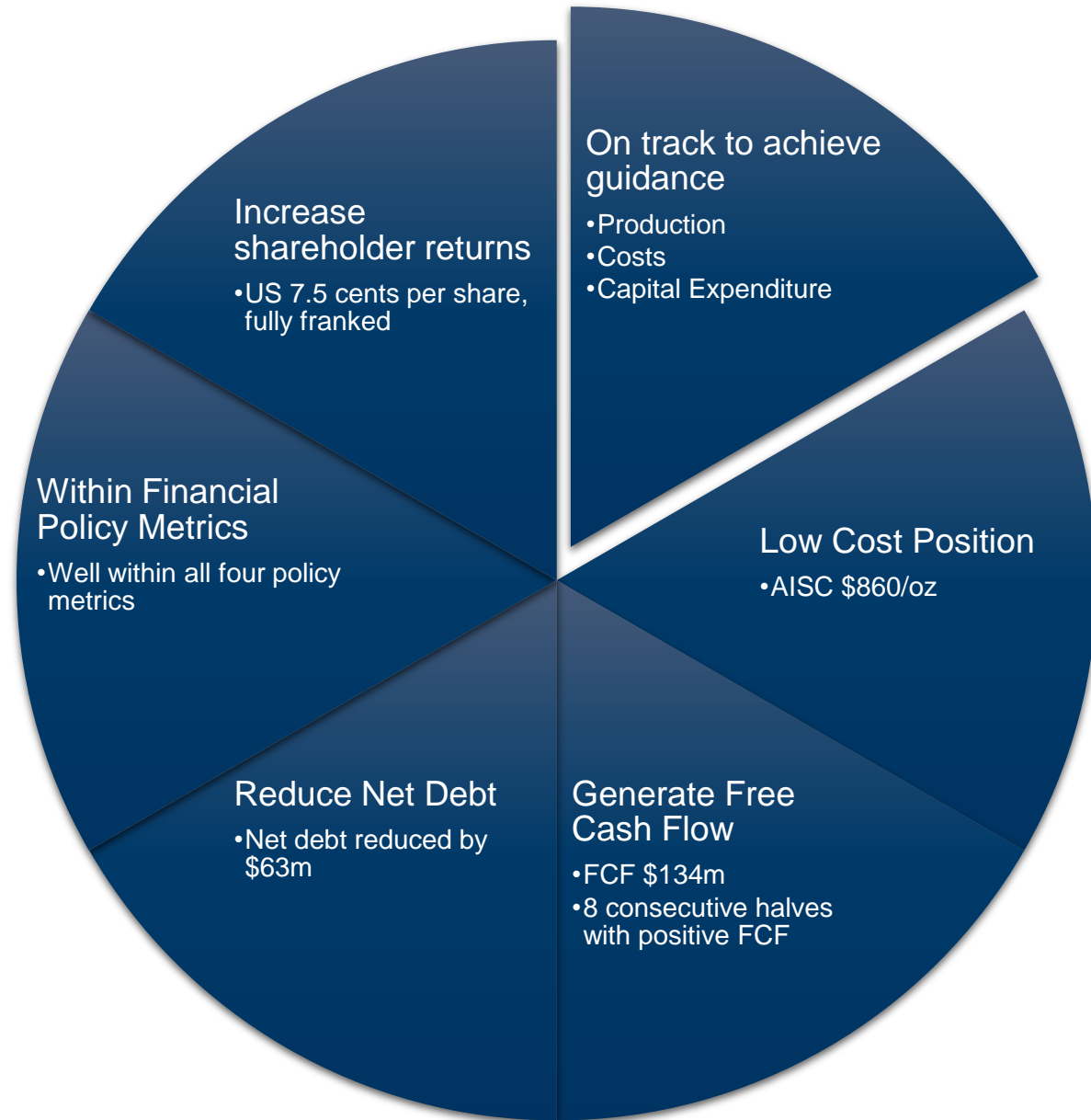
Financials

Five Pillars

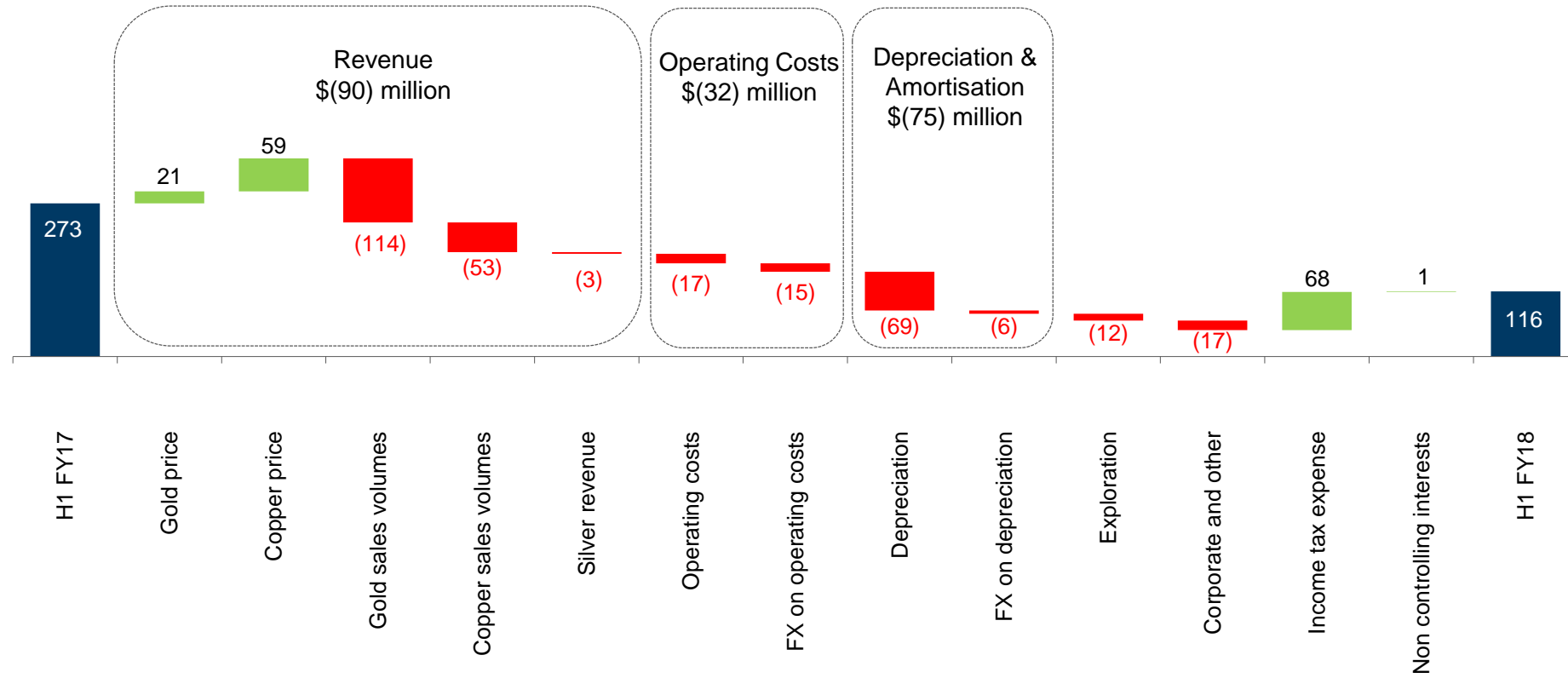


Summary

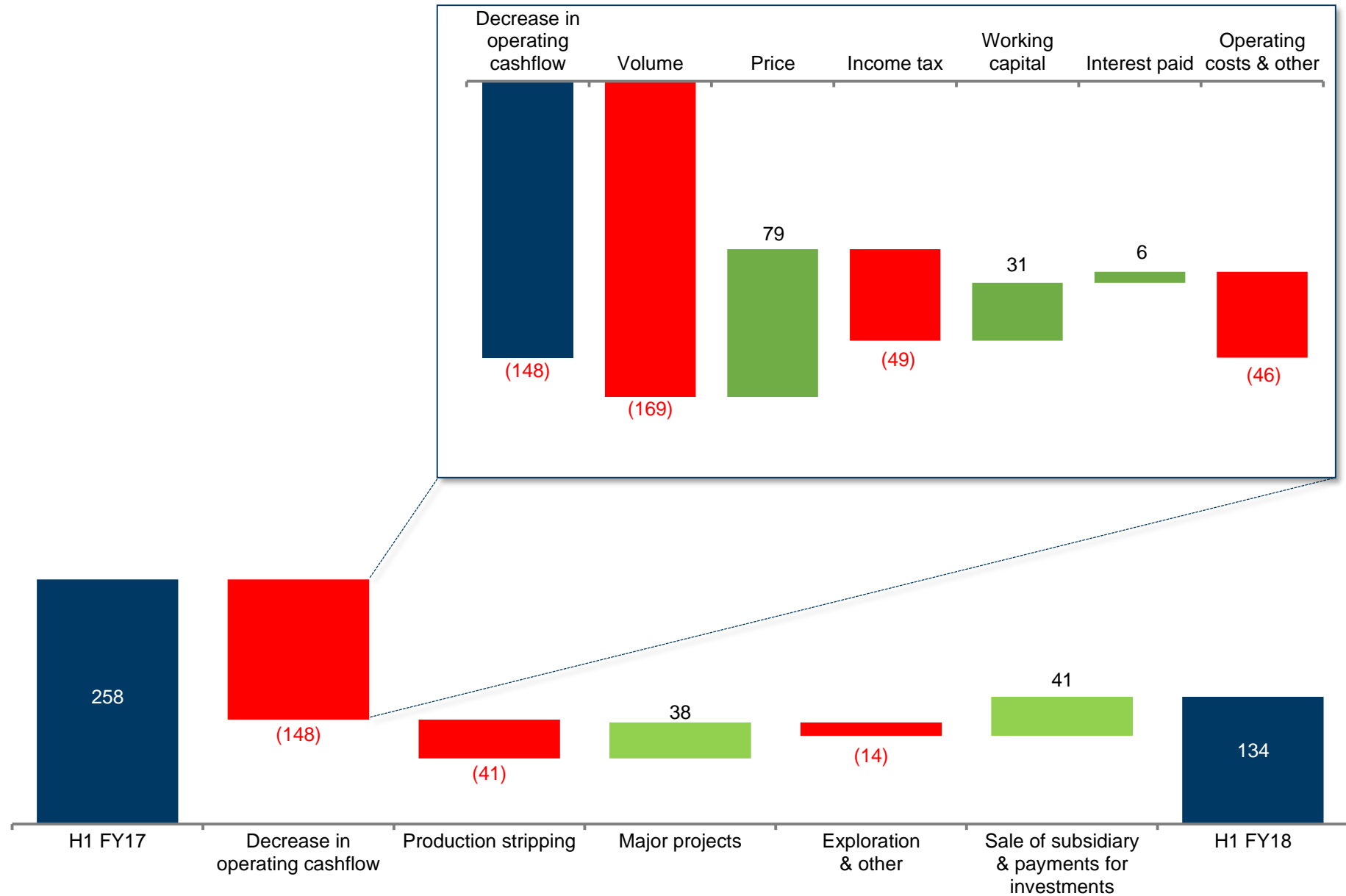
Delivering on financial commitments



Movement in Underlying Profit (\$m)

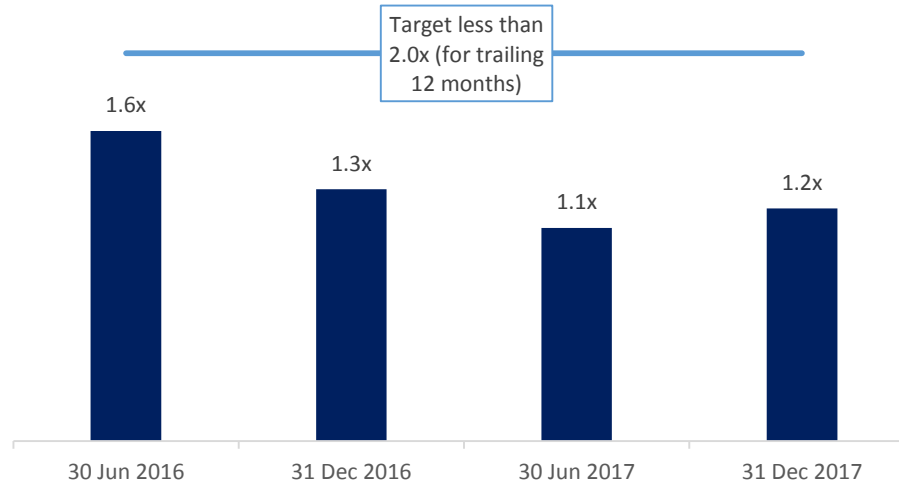


Free cash flow reconciliation H1 FY17 to H1 FY18 (\$m)

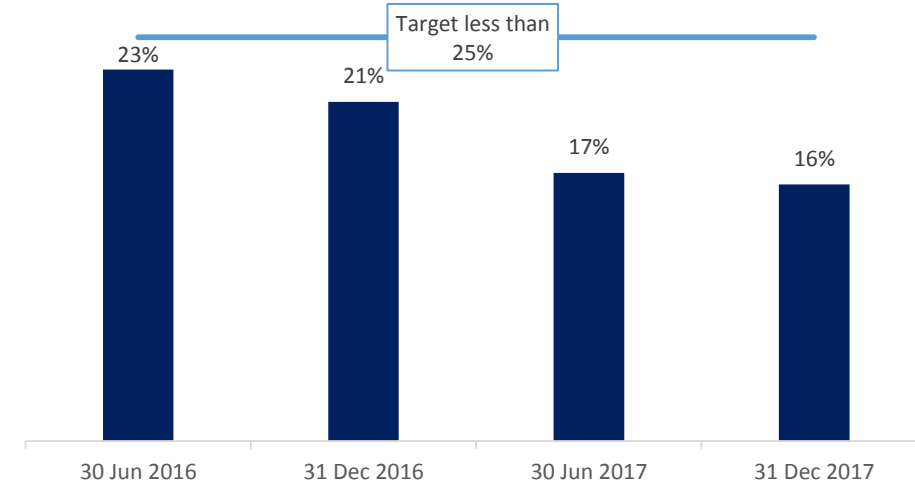


Comfortably within all four financial policy targets

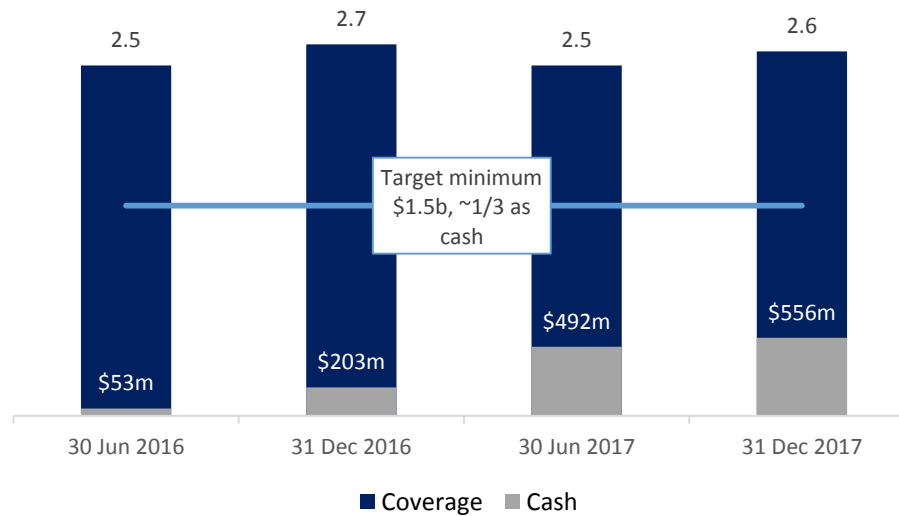
Leverage Ratio (Net Debt / EBITDA)



Gearing Ratio



Coverage (\$b)



Investment Grade Credit Rating



Safety &
Sustainability



Overview of
HY18

Site Results



Financials

Five Pillars



Summary

Our Five Pillars – and 2020 aspirations



Safety & Sustainability

Everybody going home safe and healthy every day; we care for communities and the environment

Zero fatalities and industry-leading TRIFR by 2020



People

Capable and engaged people delivering superior returns

First quartile Organisational Health by 2020



Operating Performance

We safely operate our assets to their full potential

First quartile Group AISC per ounce by 2020



Technology & Innovation

We deliver audacious breakthroughs

Five breakthrough successes by 2020



Profitable Growth

We grow the value of our business

Exposure to five tier 1 orebodies by 2020

(operations, development projects or equity investments)

Key milestones¹



1

Golpu Feasibility Study Update by end March 2018

2

Cadia East Mine Prefeasibility Study in August 2018

3

Cadia Plant Expansion Prefeasibility Study in August 2018

4

Cadia at 30mtpa annualised production rate by end June 2018²

5

Lihir at 15mtpa sustainable annualised mill throughput by end June 2019²

¹ Subject to market and operating conditions and no unforeseen circumstances occurring.

² This should not be construed as production guidance from the Company now or in the future. Potential production and throughput rates are subject to a range of contingencies which may affect performance

Safety &
Sustainability



Overview of
HY18

Site Results



Financials

Five Pillars



Summary

What makes Newcrest different



Long
reserve life



Low cost
production



Do what
we say



Organic growth
options
*(at Cadia, Lihir
and Wafi Golpu)*



Strong exploration
& technical
capabilities



Financially robust



Miner of choice™

Careers at Newcrest

Home About us Investors Careers Our business Sustainability Resources and reserves News

Announcements

December 2017 Quarterly Report
30 January 2018

December 2017 Exploration Report
30 January 2018

Newcrest agrees to divest Bonikro for \$81m
13 December 2017

Extension to electricity contract for Cadia

Profile

Newcrest is one of the world's largest gold mining companies and operates mines in four countries.

We focus on long-term value creation with an emphasis on three key value drivers: maintaining low costs, growing reserves and production and using capital efficiently.

Newcrest's mission is to deliver superior returns from finding, developing and operating gold/copper mines. Our vision is to be the Miner of choice™. We will lead the way in safe, responsible, efficient

Share price

AU\$22.64 as at 31/1/2018 14:25

Open AU\$22.60 High AU\$22.86

Close AU\$22.64 Low AU\$22.46

Change ▲ \$0.05 / 0.20%

Volume 1,207,086

MacBook Air



Find out more:
www.newcrest.com.au



Engage with us



+613 9522 5717